

Self-Expanding Nitinol Stents

Single Use



LEF-SEMS-SU-00-EN / LL-0270 Vers. 5.0 (02/2021)

Made of Nitinol

High elasticity for balanced and constant shape memory to keep strictures open

Single-Wire-Design

Woven from one wire only

Multiple Radiopaque Markers

Facilitate accurate stent placement



ENDO-FLEX GmbH

Alte Hünxer Str. 115 • 46562 Voerde • Germany
Tel.: +49 281 94400-0 • Fax: +49 281 94400-11
Email: sales@endo-flex.de • www.endo-flex.de

Self-Expanding Nitinol Stents – Single Use

Our self-expanding Nitinol stents ensure precise and reliable stent placement under endoscopic view and x-ray control. Material and design reduces the risk of stent migration.

Material

All ENDO-FLEX stents are made of Nitinol, a biocompatible Nickel-Titanium alloy with memory effect. Nitinol Stents stand out due to their super elasticity and shape memory and develop a balanced and constant radial force under body temperature.

Stent-Design

All ENDO-FLEX stents are woven from one wire only, in a so called “Single-Wire-Design”. In this process, the initial and the terminal point of the wire overlap at the center of the stent producing a slightly increased radial opening force in this area. All stents are a-traumatically shaped with no sharp or pointed edges, to minimize the risk of tissue injuries.

Coating

The (optional) coating on ENDO-FLEX stents consists of Silicone. The high elasticity of this material offers not only the choice between full or partial coating, but also high resistance against external mechanical influences.

Moreover, since the entire stent and its meshes are embedded in the Silicone material, even fully coated stents keep a slip-proof surface thus reducing the risk of migration.

Radiopaque markers

In order to facilitate a most accurate placement, both the stents and the application sets are equipped with multiple radiopaque markers. The markers on the stents are made of Tantalum, a highly biocompatible implant material with a high mass density for best possible visibility under fluoroscopy.

Features and Benefits for your confidence in Endoscopic Stenting

- **Made of Nitinol**
 - High elasticity
 - Balanced and constant shape memory to keep strictures open
- **A-traumatically shaped**
 - Minimizing the risk of tissue injuries
 - For effective anchorage and migration prevention
- **Multiple radiopaque markers**
 - Facilitating most accurate stent placement
- **Optional silicone coating**
 - High resistance against external mechanical influences
 - Reduced risk of migration due to special coating technique

Fields of Application

- Biliary
- Duodenal
- Esophageal
- Colo-Rectal

Application Sets

Depending on the field of application Endo-Flex stents can be placed:

- **TTS (Through-The-Scope)** for e.g. biliary stents
- **OTW (Over-The-Wire)** for e.g. esophageal stents

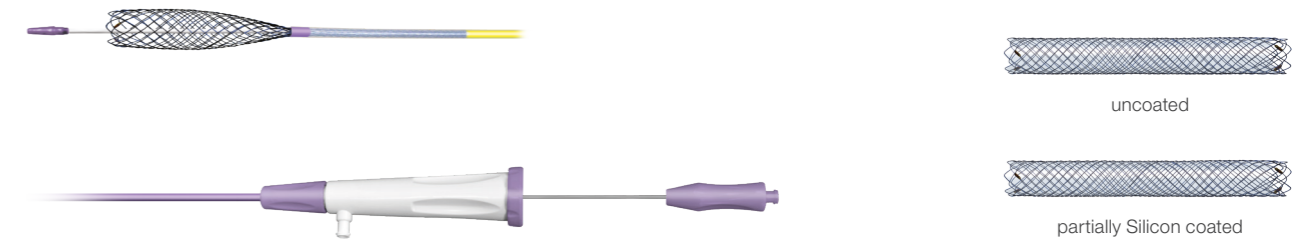
We're focused on easy handling and optimal deployment time of all Endo-Flex stents. To support easy application, all handling steps of the Endo-Flex stents are identical.

Stent Placement

As precise positioning in stenting is crucial, all Endo-Flex stents are clearly marked for distal or proximal placement.

- **Distal Sets** The distal end of the stent is placed at the designated position. By pulling the stent over tube, the stent is being released and expands towards the proximal side.
- **Proximal Sets** The proximal end of the stent is placed at the designated position. By pushing the stent out of the tube, the stent is being released and expands towards the distal side.

Self-Expanding Biliary Stents – Single Use



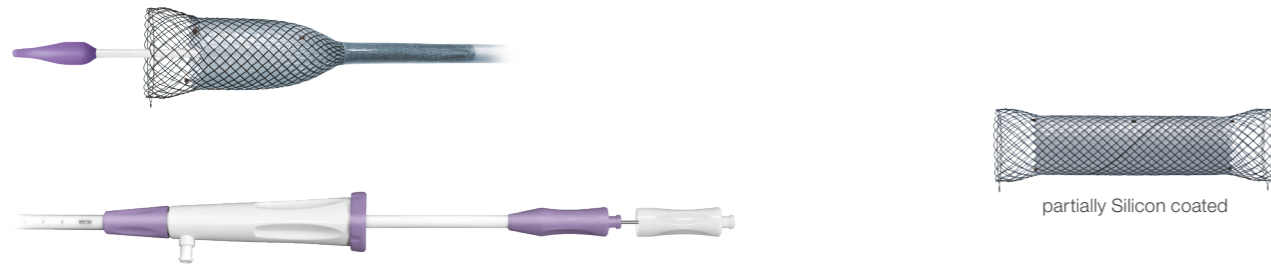
Biliary Stent

Pre-loaded application set; length 210 cm; stent repositionable; TTS placement; compatible with guide wire .035“

Catalog-No.	Stent Diameter (mm)	Stent Length (mm)	Coating	Diameter Application Set (French)	Capacity for Repositioning	Placement
BIL-0-10-40-RP	10	40	no	8	≤ 60 %	proximal
BIL-0-10-60-RP	10	60	no	8	≤ 60 %	proximal
BIL-0-10-80-RP	10	80	no	8	≤ 60 %	proximal
BIL-0-10-100-RP	10	100	no	8	≤ 60 %	proximal
BIL-1-10-40-RP	10	40	partially	9	≤ 60 %	proximal
BIL-1-10-60-RP	10	60	partially	9	≤ 60 %	proximal
BIL-1-10-80-RP	10	80	partially	9	≤ 60 %	proximal
BIL-1-10-100-RP	10	100	partially	9	≤ 60 %	proximal

ENDO-FLEX offers stents in numerous sizes, which are not all listed in this leaflet. We kindly ask you to contact us to check the availability of the specific requested sizes.

Self-Expanding Esophageal Stents – Single Use



Esophageal Stent

Pre-loaded application set; length 70 cm; radiopaque markers at distal end; stent partially repositionable; OTW placement; compatible with guide wire .035"

Catalog No.	Stent- Ø (mm)	Tulip-Ø (mm)	Stent Length (mm)	Coating	Diameter Application Set (French)	Capacity for Repositioning	Placement
ESO-0-24-80-RP	24	28	80	no	24	≤ 60 %	proximal
ESO-0-24-100-RP	24	28	100	no	24	≤ 60 %	proximal
ESO-0-24-120-RP	24	28	120	no	24	≤ 60 %	proximal
ESO-0-24-140-RP	24	28	140	no	24	≤ 60 %	proximal
ESO-1-20-80	20	24	80	partially	24	no	distal
ESO-1-20-100	20	24	100	partially	24	no	distal
ESO-1-20-120	20	24	120	partially	24	no	distal
ESO-1-20-140	20	24	140	partially	24	no	distal
ESO-1-20-80-RP	20	24	80	partially	24	≤ 60 %	proximal
ESO-1-20-100-RP	20	24	100	partially	24	≤ 60 %	proximal
ESO-1-20-120-RP	20	24	120	partially	24	≤ 60 %	proximal
ESO-1-20-140-RP	20	24	140	partially	24	≤ 60 %	proximal
ESO-1-24-80	24	28	80	partially	24	no	distal
ESO-1-24-100	24	28	100	partially	24	no	distal
ESO-1-24-120	24	28	120	partially	24	no	distal
ESO-1-24-140	24	28	140	partially	24	no	distal
ESO-1-24-80-RP	24	28	80	partially	24	≤ 60 %	proximal
ESO-1-24-100-RP	24	28	100	partially	24	≤ 60 %	proximal
ESO-1-24-120-RP	24	28	120	partially	24	≤ 60 %	proximal
ESO-1-24-140-RP	24	28	140	partially	24	≤ 60 %	proximal

ENDO-FLEX offers stents in numerous sizes, which are not all listed in this leaflet. We kindly ask you to contact us to check the availability of the specific requested sizes.

Self-Expanding Esophageal Stents – Single Use

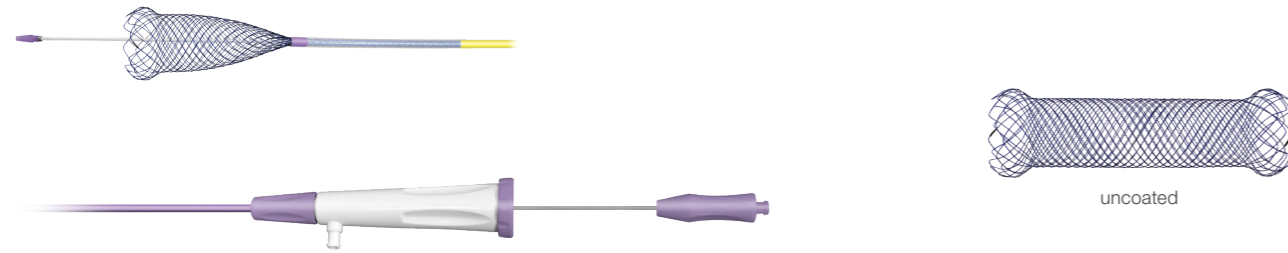
Esophageal Stent

Pre-loaded application set; length 70 cm; radiopaque markers at distal end; stent partially repositionable; OTW placement; compatible with guide wire .035"

Catalog No.	Stent- Ø (mm)	Tulip-Ø (mm)	Stent Length (mm)	Coating	Diameter Application Set (French)	Capacity for Repositioning	Placement
ESO-2-20-80	20	24	80	full	24	no	distal
ESO-2-20-100	20	24	100	full	24	no	distal
ESO-2-20-120	20	24	120	full	24	no	distal
ESO-2-20-80-RP	20	24	80	full	24	≤ 60 %	proximal
ESO-2-20-100-RP	20	24	100	full	24	≤ 60 %	proximal
ESO-2-20-120-RP	20	24	120	full	24	≤ 60 %	proximal

ENDO-FLEX offers stents in numerous sizes, which are not all listed in this leaflet. We kindly ask you to contact us to check the availability of the specific requested sizes.

Self-Expanding Duodenal Stents – Single Use



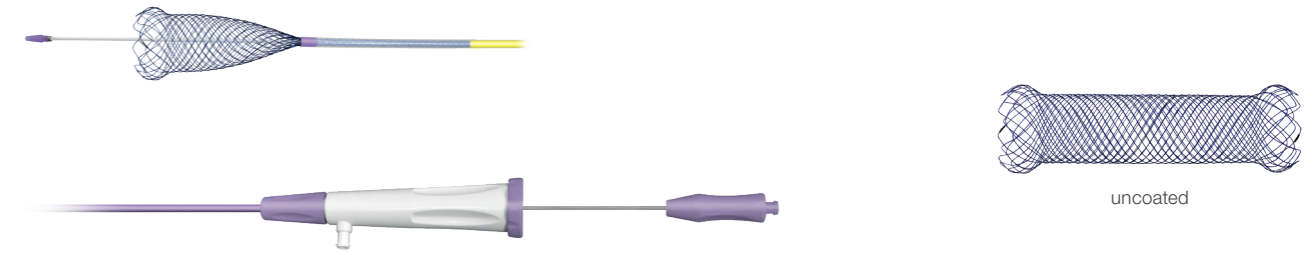
Duodenal Stent

Pre-loaded application set; length 210 cm; radiopaque markers at distal end; TTS placement; compatible with guide wire .035"

Catalog No.	Stent ø (mm)	Tulip-Ø (mm)	Stent Length (mm)	Coating	Diameter Application Set (French)	Placement
DUO-0-20-60	20	24	60	no	10	distal
DUO-0-20-80	20	24	80	no	10	distal
DUO-0-20-100	20	24	100	no	10	distal
DUO-0-22-100	22	26	100	no	10	distal

ENDO-FLEX offers stents in numerous sizes, which are not all listed in this leaflet. We kindly ask you to contact us to check the availability of the specific requested sizes.

Self-Expanding Colorectal Stents – Single Use



Colorectal Stent

Pre-loaded application set; length 230 cm; radiopaque markers at distal end; TTS placement; compatible with guide wire .035"

Catalog No.	Stent ø (mm)	Tulip-Ø (mm)	Stent Length (mm)	Coating	Diameter Application Set (French)	Placement
COL-0-20-80	20	24	80	no	10	distal
COL-0-20-100	20	24	100	no	10	distal
COL-0-20-120	20	24	120	no	10	distal
COL-0-22-80	22	26	80	no	10	distal
COL-0-22-100	22	26	100	no	10	distal
COL-0-22-120	22	26	120	no	10	distal

ENDO-FLEX offers stents in numerous sizes, which are not all listed in this leaflet. We kindly ask you to contact us to check the availability of the specific requested sizes.